

# **ENVIRONMENTAL STUDIES**

**Part - 1**

## **PREFACE**

It really gives me immense pleasure to present the handbook of Class-I EVS which will not only cater to the needs of Primary Teachers & students but also abnegate them from rote learning.

I feel honoured for the trust shown by **Hon'ble Smt. Sandhya Rastogi, Assistant Commissioner, KVS, RO, Jaipur**, in me for preparing this hand Book of EVS subject of Class-I during in-service course of PRT's (May, 2011).

I feel that environmental science integrates many concepts from surroundings for a child and explores the possibilities of utilizing this knowledge.

This rich and comprehensive handbook is the result of tireless efforts of **Mrs. R. Saxena, PRT, K.V. No. 1 Kota** and **Mrs. Gopalia, PRT, K.V. No. 1 Kota**, meticulous planning of **Mrs. Suman Soral, Resource Person, K.V. No. 1 AFS, Jodhpur**.

I am thankful to Mrs. Rashmi Saxena, Mrs. Renu Gopalia & Mrs. Suman Soral for their sincere endeavours towards the development of this handbook for the Primary Teachers.

I express my gratitude to our worthy Assistant Commissioner Smt. Sandhya Rastogi and the Education Officers of Jaipur Region for motivating me & my team, and providing valuable guidance time to time.

Also, I would like to place on record my appreciation & thanks to all the members of the team and the teachers who have been associated with this noble cause in one or the other form.

Creative suggestions and comments for further improvement and enrichment of this handbook will be gratefully acknowledged.

Dated: 20<sup>th</sup> May, 2011

**Dr. R.K. Agrawal**  
**Course Director & Venue Principal**  
**K.V. No. 1 Kota**


## INDEX

S.No.	MONTHS	UNIT	TOPIC
1.	April & May	School readiness Programme	
2.	June & July	I - I and my body	(i) Introduction (ii) Parts of Body
3.	August	II- Our Needs	(i) Food (ii) Water & Shelter
4.	September	III - My family and Our Celebrations	(i) My family (ii) festivals & Celebrations
5.	October	IV - Means of Transport and Road Safety	(i) Means of Transport (ii) Road Safety
6.	November	V - Plants and animals around us	(i) Plants around us (ii) Animal Kingdom
7.	December	VI - My Neighbourhood	(i) Our helpers (ii) Important places
8.	January	VIII - The earth and the sky	(i) Sun, Moon, Earth & Stars (ii) Seasons
9.	February	VIII - Good habits	(i) Good habits (ii) Safety habits
10.	March	Revision and Monthly cycle Test	

**Unit - I**

**Topic - I**

**INTRODUCTION**



1. My name is .....
2. I am a Boy / Girl
3. I am .....years old.
4. My school's name is .....
5. My Phone number is .....
6. My address is .....
7. My best friend is .....

## Parts of Body (Poem)

This is my body.

My body has many  
parts.

### Exercise -

Q.1 Identify and name the different parts of the  
body.

.....

.....

.....

.....

Q.2 Write in boxes how many of each of these body parts we have ( 1 or 2 )

- |             |                      |            |                      |
|-------------|----------------------|------------|----------------------|
| (i) Eyes    | <input type="text"/> | (ii) Nose  | <input type="text"/> |
| (iii) Ears  | <input type="text"/> | (iv) Mouth | <input type="text"/> |
| (v) Tongue  | <input type="text"/> | (vi) Nose  | <input type="text"/> |
| (vii) Hands | <input type="text"/> | (viii) Leg | <input type="text"/> |
| (ix) Chin   |                      |            |                      |

Q.3 Fill in the missing letter-

- (i) This is an a \_ m

(ii) These are my l \_\_ gs.

(iii) These are my e \_\_ es.

(iv) This is my m \_\_ uth.

(v) This is my n \_\_ se.

### **Poems (Starting of lesson)**

Ten little fingers, Ten little toes.  
Two little eyes and one little nose.  
Two little ears, Two little feet  
One little mouth and two rows of teeth

Chubby cheeks, dimple chin, Rosy lips, teeth with in  
Curly hair very fair, Eyes are blue lovely too  
Teacher's pet is that you ? Yes, Yes, Yes.

Q.4 Encircle the odd.

(i) Foot leg knee Hand

(ii) Teeth tongue hair lips

(iii) Hand nose eyes ears

(iv) Arm shoulder teeth hand

Q.5 Fill up -

(i) We see with our .....

(ii) We hear with our .....


(iii) We taste with our .....

(iv) We smell with our .....



# ACTIVITY SHEET

Q.1 Write the first letter of the following picture in the circles.



.....

.....

.....

.....

Which word do you spell .....

Q.2 Draw the missing body parts in the following pictures.



.....

.....

.....

.....

# Unit - II

## OUR NEEDS Topic - Food

We need food to live, to grow and to get energy. Food makes us healthy and strong.

We get fruits, vegetables, cereals etc. from plants.


### Fruits




Mango



Apple



Grapes



Banana



Papaya



Pomegranate



Guava



Orange



Strawberry



Pineapple

**Vegetable -**




Brinjal



Ladyfinger



Pea



Tomato



Potato



Onion



Carrot



Cauliflower

Gourd



Spinach

**Cereals -**



Wheat



Rice



Millet

We get food from animals.



Meat

Chicken

fish



Egg

Milk

Q.1 Fill in the blank with the words given below:-

Fruit, Vegetable, Cereal

- (i) An orange is a .....
- (ii) Rice is a .....
- (iii) Pine apple is .....
- (iv) Potato is a .....
- (v) Wheat is a .....

Q.2 Match the following.

- | A          | B     |
|------------|-------|
| (i) Egg    | Cow   |
| (ii) Apple | Hen   |
| (iii) Milk | Plant |

Q.3 Name -

(i) 2 Fruits

.....

(ii) Vegetables

.....

Q.4 Rearrange these letters to get the fruit name.

E  
P L  
A P M N G  
A O B A N A

..... Topic -

## Water and Shelter

All living things need water to live. Life is not possible without water. We need water every day for many purposes.

*We need water  
for drinking*

*We need water  
for cooking*

*We need water  
Water Bathing*

*We need water  
for washing clothes*

*We need water  
for cleaning utensils*

*We need water  
for watering plants*

*Source of Water:-*

*Rain*

*River*

*Pond*

*Lake*

*Tube well*

*Hand Pump*

*Tap*

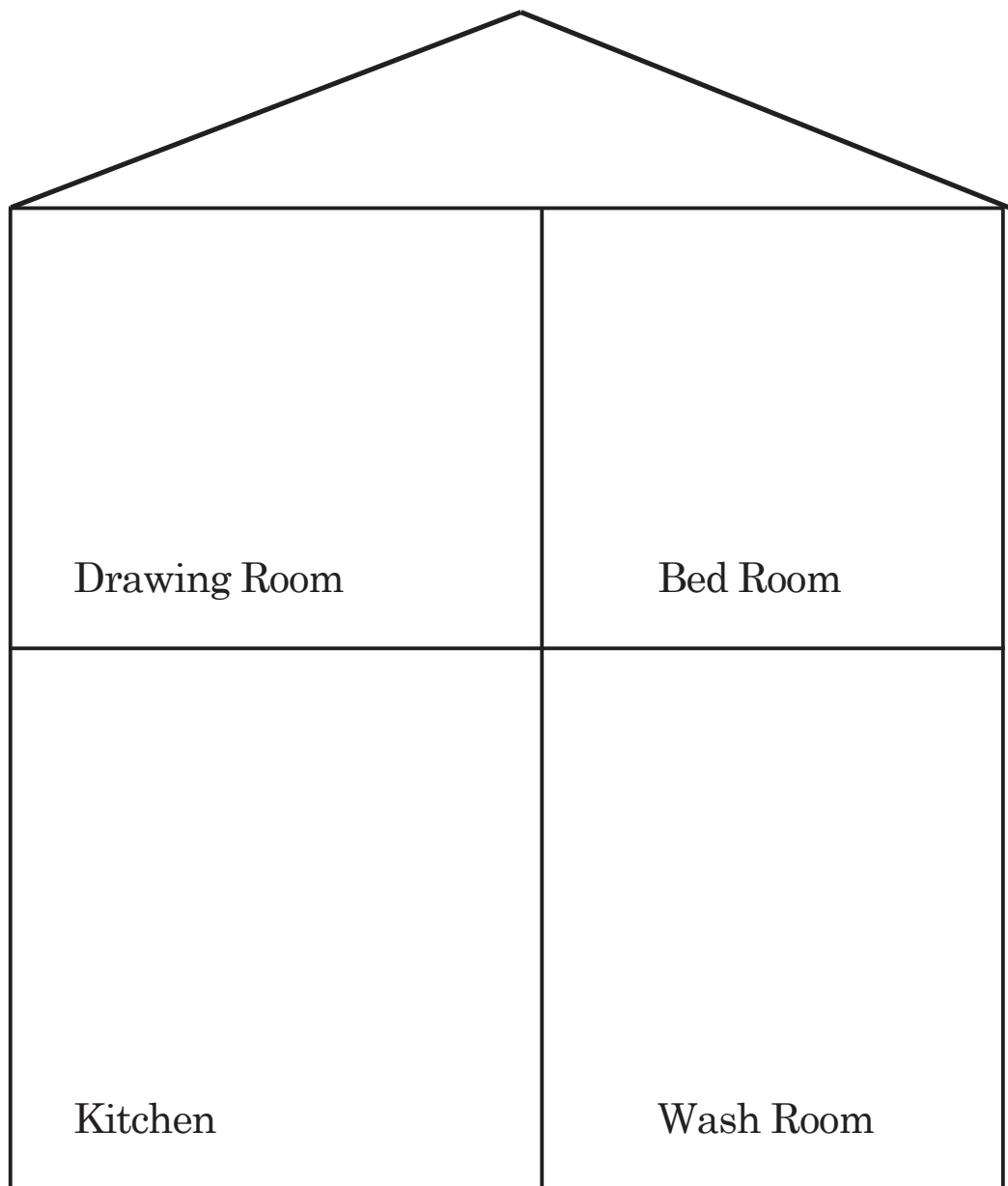
*Well*

## My Home -

A home is the place where we live. It protects us from heat, rain, cold, thieves and wild animals.

We stay here with our family. We feel happy and safe at home.

There are many rooms in a house.





Q.1 Pick out the word from the pot and fill up the blank.



Sources of Water

- (i) .....
- (ii) .....
- (iii) .....
- (iv) .....

Uses of water

- (i) .....
- (ii) .....
- (iii) .....
- (iv) .....

Q.2 Write the name of the rooms.

- (i) A room where we sit and entertain our guest.  
.....
- (ii) A room where we have a bath.  
.....
- (iii) A room where we sleep.  
.....
- (iv) A room where we cook food.  
.....

## Activity Sheet



Q.1 Find out the names of the fruits from the puzzle box.

A	B	C	M	A	N	G	O	N
P	O	A	P	R	Q	G	R	X
P	Z	Y	N	P	U	W	A	N
L	O	A	C	A	D	E	N	F
E	M	L	V	Y	N	K	G	H
Q	R	A	P	A	N	A	E	V
S	A	W	X	Y	Y	T	U	Z
B	C	G	R	A	P	E	S	D

1 ..... 2 ..... 3 .....

4 ..... 5 ..... 6 .....

Q.2 Draw diagram of 2 fruits of your choice and colour them



## **Unit - III**

### **My family and our celebration**

#### **Topic - My family**

My family consists of mother, father and their children.

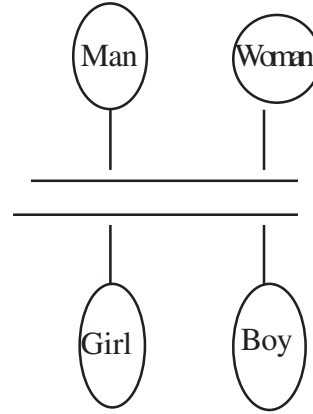
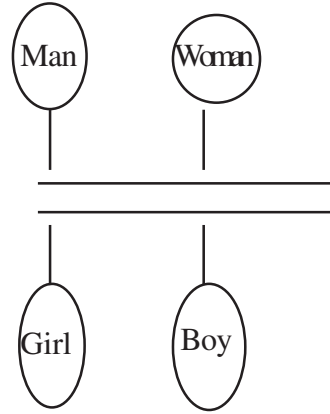
Mother and father are called parents.

The members of a family live together in a house.

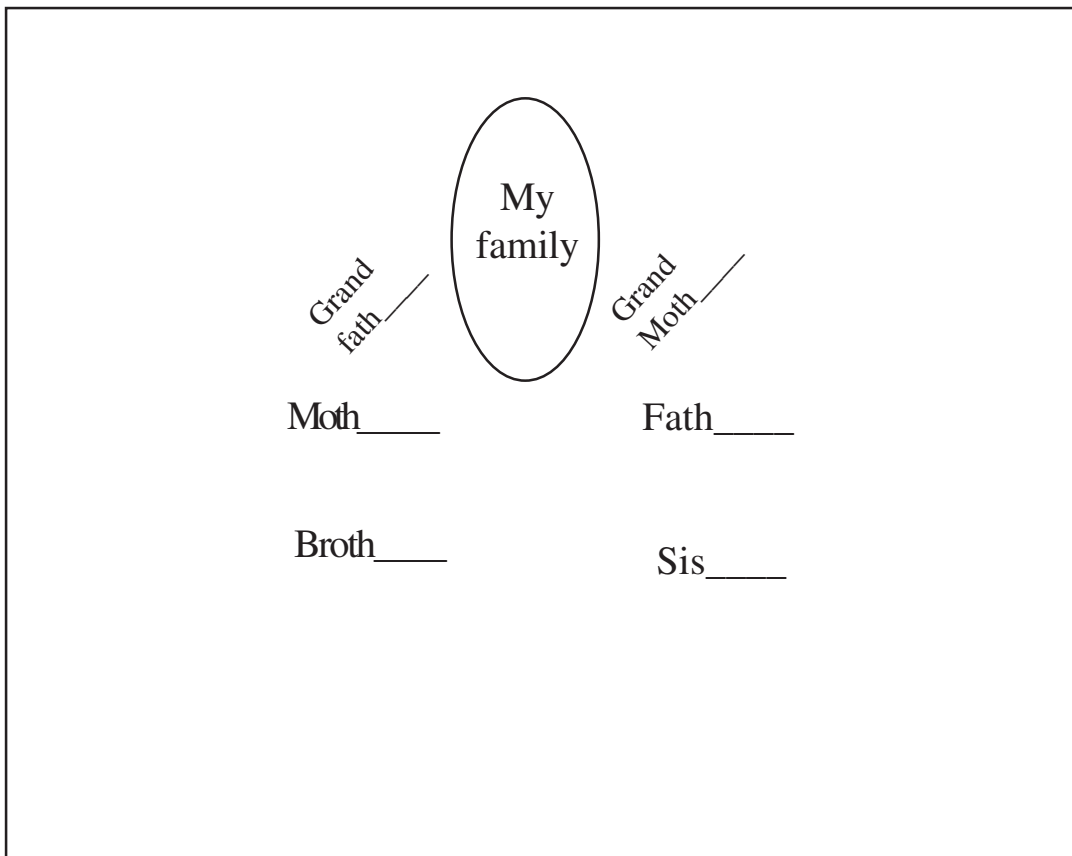
Joint family -

A joint family is a large family. It has grandmother, Grand father, Mother, father, Aunt, Uncles and their children.


## Family Tree



Q.1 Fill in the blanks with 'er'.



Q.2 Paste the photograph of your family:-



## Topic - 2 Festivals and Celebrations

We celebrate many festivals. We celebrate festivals with our family friends and neighbours.

Festivals bring joy and unite people.

Religions festivals:-

1. Diwali is a festival of lights, children burst fire crackers

Diwali

It is celebrated on 25 Dec. every year. On this day Christ was born

2.

Christmas

3. On this day, people wish each other 'Id Mubarak', 'Sewain' a special dish, is prepared on this day.

Id

It is a festival of colours.4.  
It is a Harvest festival.

Holi

5.

The sikhs celebrate the  
birthdays of their ten gurus  
as Guruparvas

Guruparva  
National Festivals

Independence Day  
(15th August)


Republic Day  
(26th January)

Gandhi Jayanti  
(02 October)

## Celebrations:-


### Children's day:-

We celebrate children's day on 14<sup>th</sup> November. This day is the birthday of Pt. Jawahar Lal Nehru. He loved children very much.



Pt. J.L. Nehru

### Teacher's Day:-



5<sup>th</sup> Sept. is Teacher's day. It is the birth day of Dr. Radha Krishnan.

Dr. Radha Krishnan

Q.1 Match the following:-

A

- (i) Crackers
- (ii) Chritmas Tree
- (iii) Gulal
- (iv) Gurubani

B

- (i) Holi
- (ii) Guru Parv
- (iii) Diwali
- (iv) Christmas



Q.2 Identify and write the name of the persons.



Pt. Jawahar Lal Nehru



Dr. Radha Krishnan



Gandhiji

Q.3 Write the name of the festival.


- (i) Festival of lights .....
- (ii) Festivals of Colours .....

Q.4 Write the dates of the celebrations:-


- (i) Independence Day .....
- (ii) Republic Day .....
- (iii) Children's Day .....
- (iv) Gandhi Jayanti .....

# Activity Sheet

Q.1 Use picture clues and find the names of festivals.



Colours (Holi)





Christmas Tree

ID

Crackers

Q.2 Write the first letter of the following pictures. You will get the name of a festival.



-----

-----

-----

-----

Name the festival .....

Q.3 Draw diagram of Chistmas tree and color it.



## UNIT - IV

### Means of Transport and Road Safety

#### Topic - Means of Transport

We use vehicles to travel from one place to another. Vehicles are also used to carry goods. These vehicles are our means of transport.

#### Land Transport -

Bus

Car

Bullock cart

Bicycles

Train

Scooter

## Water Transport



Ship



Boat



Ferry



Steamer




Motor Boat


## Air Transport




Helicopter



Aeroplane



Rocket



Glider

Q.1 Circle the correct answer.

- |                              |       |           |              |
|------------------------------|-------|-----------|--------------|
| (i) Which is the longest ?   | Train | Car       | Scooter      |
| (ii) Which is the Shortest ? | Bus   | Scooter   | Tricycle     |
| (iii) Which is the fastest ? | Train | Aeroplane | Bus          |
| (iv) Which is the slowest ?  | Bus   | Aeroplane | Bullock cart |

Q.2 Write the number of wheels each means of transport has.



Car

Cycle



Rickshaw



Scooter

Q.3 Search the names of transport

1. ....	C	Y	C	L	E	4. ....
2. ....	A	B	U	S	D	5. ....
3. ....	R	J	E	T	M	6. ....
	T	R	A	I	N	
	E	C	A	R	L	

Q.4 Match with the pictures

A

B

Aeroplane



Bus



Car



Train



Auto

Q.5 Complete the words.

(i) B \_ S

(ii) T R \_ I N

(iii) C \_ R

(iv) A \_ T O

(v) B \_ A T

(vi) S \_ I P

### Road Safety

People bicycles, scooter, cars and buses that move on the road are called traffic.

All must follow safety rules to avoid accidents.

The traffic lights are for the safety of the traffic.

When I turn red

You should stop

When I turn yellow

You Should wait

When I turn green

You should go

### Safety Rules

(i) Always walk on the footpath.

(ii) Cross the road at the zebra crossing.

(iii) Always keep to the left.

(iv) Do not play on the road.

(v) Obey the traffic rules.





Q.1 Match the following

A	B
(i) Red	Wait
(ii) Yellow	Go
(iii) Green	Stop

Q.2 Fill in the blanks with the words given in the box.

Footpath, zebra crossing, Road, Left

- (i) Always keep to the .....
- (ii) Always walk on the .....
- (iii) Cross the roads only at the .....  
.....
- (iv) Do not play on the .....

Q.3 Colour the picture

Colour

.....	Stop
.....	Wait
.....	Go

Traffic Signal

# Activity Sheet

Land Transport

Water Transport

Air Transport



## Unit - V

### Plants and Animals around us.

#### Plants & Animals

Plants are living things.

There are many kinds of plants around us.

Big and tall plants are called trees.



Banyan

Mango

Pine

Coconut

Small and bushy plants are called shrubs.



Rose


Bougainvillea

Tulsi

Very small and weak plants are called herbs.



Tomato Plants



Grass

Mint

Coriander

Plants which have weak stem and support to climb are called climbers.



Pea

Bean



Grape vine

Some plants grow along the ground. They are called creepers.



Watermelon

Pumpkin

Muskmelon

Q.1 Match the following.

A

B

Tree

-

Rose

Shrub

-

Mango

Herb

-

Watermelon

Creeper

-

Pea

Climber

-

Grass

Q.2 Fill in the blanks with the words given below.

Herbs, Trees, Shrubs

(i) Very big plants are called .....

(ii) Small plants are called .....

(iii) Very Small plants are called .....

Q.3 Identify and write the name

.....

.....

.....

.....

## TOPIC ANIMAL KINGDOM

We see many kinds of animals around us. Some animals are very big

I am the  
biggest land Animal

I am the  
tallest Animal

Some animals are small

Rabbit

Monkey


Rat

Cat

Squarrel

Domestic animals - Live in or around our homes. They are useful to us.


We give you milk



We carry your loads



I give you wool




I guard your house



I plough your field



**Wild Animals** - Wild animals live in forests.



**Birds** - Birds are animals that can fly. Birds have feathers on their body. Birds have wings. Their wings help them to fly.



I can't fly  
/



We give you eggs



## Insects -

Insects are small animals. All insects have six legs.

Some insects have wings to fly. Some insects move on land.

## Water Animals -


Some animals live in water. They are water animals.



Fish



Octopus



Dolphin

Prawn

Q.1 Write the name of the animal that

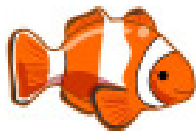
- (i) Gives us wool .....
- (ii) Guards our houses .....
- (iii) Keeps mice away .....
- (iv) Has fins to swim .....

Q.2 Give two examples of each

- (i) Big animals ..... ..
- (ii) Small Animals ..... ..
- (iii) Domestic Animals ..... ..
- (iv) Insects ..... ..
- (v) Water animals ..... ..

Q.3 Match the following with pictures

A



B

Deer

Bear

Fish

Tiger

Lion

## Activity Sheet





Q.1 Colour all the 'P' boxes. You will get the name of a climber.

W	P	P	P	W	P	P	P	W	P	P	P	W
W	P	W	P	W	P	W	W	W	P	W	P	W
W	P	P	P	W	P	P	P	W	P	P	P	W
W	P	W	W	W	P	W	W	W	P	W	P	W
S	P	T	S	T	P	P	P	T	P	T	P	T

Q.2 Make a Collage




Q.3 Collect and paste five leaves.



Q.4 Draw a fish and colour it.




Q.5 Paste the pictures of animals.




I give you wool



I am the largest animal



I give you milk



I guard your house



I give you honey

# Unit - VI

## My Neighbourhood

### Our Helpers

There are many people around us. They help us in our daily life. They are our helpers.

(a) A person who cures sick people.



(b) A person who looks after sick people.



(c) A person who grows crops.



(d) A person who stitches our clothes.



(e) A person who repair taps



(f) A person who teaches the children.

(g) A person who brings letters.

(h) A person who cuts our hair.

(i) A person who mends our shoes.

(j) A person who drives a vehicle.

Q.1 Fill in the names of the helpers from the given words.

Barber, farmer, postman, doctor, plumber

(i) ..... repairs our taps.

(ii) ..... cuts hair.

(iii) ..... grow crops for us.

(iv) .....,..... cures sick people.

(v) ..... brings our letters.


Q.2 Write 'True' for correct sentences and 'False' for the wrong sentences.

- (i) A nurse washes our clothes.
- (ii) A tailor stitches our clothes.
- (iii) A barber repairs taps.
- (iv) A doctor cures sick people.

### Important Place

There are many places in our neighbourhood. They provide us services which makes our life easy and comfortable.

#### **(a) Hospitals:-**



A hospital is a place where we go when we are sick. The doctor cures the sick people and the nurse look after them.


#### **(b) Post Office:-**

A post office is a place where we post our letters parcels and money orders.






(c) Railway Station:-




Railway Station is a place where trains arrive and depart.

(d) Police Station:-

Neighbourhood has a police station. The police protect us. They catch robbers and thieves. They maintain law and order.



(e) School:-



School is a place of learning. We learn to read and write there. We learn many other things in the school.

Q.1 Underline the correct word.

- (i) We post letter in a letter box / hospital.
- (ii) A doctor works in a post office / hospital.
- (iii) We learn to rean and write in a park / school.
- (iv) Train arrive and depart from bus stand / Rly. Station.
- (v) A doctor cures healthy people / sick people.

Q.2 Match the following.

A

Hospital

School

Railway Station

Post office

B

Letters

Doctors

Teachers

Train

Q.3 Identify the pictures and write the name of the places.

Hospital


Police Station

School


Rly. Station

### Activity Sheet


Q.1 Collect the pictures of your helpers and paste them.




Doctor




Teacher




Tailor




Driver



Plumber




Barber



Nurse

Q.2 Draw diagram of a letter box and colour it.



## Unit - VII

### The Sky and the Earth

#### Sun, Moon, Stars and Earth



The sun is a big ball of fire.

We get light and heat from the sun.


The sun rises in the east and sets in the west.

We see the moon at night.

The moon has no light of its own.


It gets its light and heat from the sun.

Sometimes we can see the moon in the day time also.



We see the stars at night. They twinkle like tiny bulbs. We cannot count the stars some stars are very big. They are bigger even than the sun. They look small because they are far away from us.

The earth is the home of all living things.  
The earth is smaller than the sun but it is  
bigger than the moon. It is round in shape.  
It is made up of land and water.



Q.1 Use these words to fill in the blanks.

full moon, west, night, day

- (i) When the sun shines it is .....
- (ii) We see the stars at .....
- (iii) The sun sets in the .....
- (iv) When we see the moon round like a ball, we call it  
a .....

Q.2 Answer the following in one word.

- (i) What is the shape of the sun ? .....
- (ii) When do you see stars ? .....
- (iii) What do you see during day time ?.....
- (iv) What is the shape of the earth ? .....

### **Topic seasons Clothes -**

We all wear clothes. They protect us from heat, cold, rain, and dust, We wear different clothes in different seasons. Seasons change from time to time.

## **Summer Season -**


In summer, the sun is very hot. We all sweat. We use fans, coolers and AC's. We take cold drinks and ice creams. We wear light cotton clothes.

Cotton comes from the cotton plants

## Winter Season


Winter season starts in the month of November. It ends by mid - february.

- It is very cold in winter season.
- Icy wind blow in winter.
- There is snow on the high mountains.
- People wear woollen clothes.
- They take hot drinks.
- They use heaters to keep warm.



Wool comes from sheep.


## Rainy Season -



Rainy season begins in the month of July. It ends in the month of September. The sky is covered with clouds. People use raincoats, umbrellas, gum boots during the rainy season.


Q.1 Look at the pictures below and fill in the blanks.

(a)



When it is hot we use the .....

(b)



On a cold day, we sit near a .....

(c)



We use ..... on a rainy day.

Q.2 Fill in the blanks with the words given below.


Sheep, cotton plants, season, coolers

- (i) We get cotton from .....
- (ii) We get wool from .....
- (iii) We wear different types of clothes in different  
.....
- (iv) People use fans and ..... in summers,

Q.3 Write the name of these clothes.



F \_ \_ C K



S \_ I R \_




S \_ \_ R T



S \_ \_ K S

### ACTIVITY SHEET

Q.1 Make spellings.




N M O T S  
U S N O A R


.....



Q.2 Draw

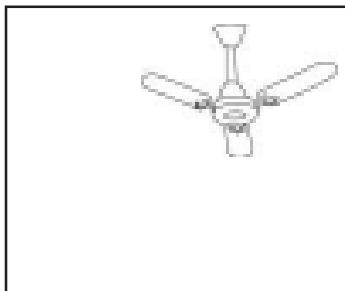


Day Time



Night Time


Q.3 Colour the pictures and name the seasons in which these items are used.



.....



.....




.....

## Unit - VIII


### Good Habits

### Good Habits

(i) Get up early in the morning.



(ii)




Brush your teeth every morning and every night and take a bath.

(iii) Always wash your hands before and after taking meal.




(iv)



Always wear clean clothes.


(v) Do not write or draw pictures on walls.



(vi)

Trim you nails once a week.

(vii) Eat your meal at proper time.



(viii) Do not spit on the road

(ix) Obey your teachers, parents and elders.

Q.1 Write the name of -

- (i) The toothpaste you use .....
- (ii) The soap you use .....
- (iii) The oil you use .....
- (iv) The talcum powder you use .....
- (v) The shampoo you use .....

Q.2 Name the things that help you to keep your body clean.

.....

.....

.....

.....

.....

## Safety Rules

Q.1 We must follow safety rules to keep ourselves and other safe.

(i) Do not play with electric switches.

(ii) Never try to light a match stick.

You may burn your fingers.

(iii) Never tease animals otherwise,  
they will hurt you.

(iv) Never rush down a staircase,  
Never push anyone on the staircase.

(v) Do not play with blades, knives & scissors.  
It may hurt you badly.

(vi) Do not try to climb on a window  
or a shelf.

(vii) Always play safe games.

(viii) Never set off a fire cracker yourself.  
You may burn your fingers or clothes.

Q.1 Fill in the blanks.

light, tease, push, crackers

- (i) Do not ..... animals.
- (ii) Never try to ..... a match stick.
- (iii) Never ..... anyone in the staircare.
- (iv) Children should not light the ..... themselves.

Q.2 Write 'T' against true statements and 'F' against false statements.

- (i) You should use scissors in the presence of your parents. ( )
- (ii) Children should play with fire on Diwali. ( )
- (iii) Children can play with electric wires. ( )
- (iv) Never rush down the stairs. ( )

### Activity

#### Poem (Recite & Learn)

(1) Brush, Brush, Brush your teeth

Brush it every day

father, mother, brother, sister

brush it everday

(2) Comb, comb, comb your hair

Comb it .....

father .....

Comb .....

(3) Wash, Wash, Wash your face.

Wash it .....

Father .....

Wash .....

(4) Drink, Drink, Drink your milk

Drink it everyday


Father .....

Drink .....



## Activity

Q.1 Draw 5 things that you use to keep your body clean.

Three empty rectangular boxes arranged horizontally, intended for drawing items used for body cleanliness.Two empty rectangular boxes arranged horizontally, intended for drawing items used for body cleanliness.

Q.2 Cross (x) all the things which are dangerous:-

Q.3 Enact any advertisement of toothpaste, soap, shampoo and oil.

Q.4 Collect pictures of different soaps from magazines and paste them.

